

# FAA17

## 1-5/8" (IF70) to 7/16 DIN (L29)

### Features:

\* Low VSWR

### Applications:

\* Wireless  
\* Transmitter  
\* Laboratory Test  
\* Radar

### Electrical

Frequency:	DC~3GHz
VSWR:	1.1@DC~1000MHz max.
Dielectric Withstanding Voltage:	6000V RMS, 50Hz, at sea level, min.
Working Voltage:	2100V RMS, 50Hz, at sea level, max.
Impedance of Dielectric:	5000MΩ min.
Impedance of Contact (Center):	1.5mΩ max.
Impedance of Contact (Outer):	1.5mΩ max.
Average Power:	3.4KW@900MHz
Peak Power:	90KW max.
Impedance:	50Ω

### Mechanical

RF Connectors:	1-5/8" (IF70) 7/16 DIN (L29)
Mating Life Cycle:	100 cycles min.
ROHS Compliant:	Full ROHS compliance
Outer Conductor:	Nickel plated brass
Dielectric:	PTFE
Inner Conductor:	Silver plated phosphor bronze
Gasket:	Silicone rubber

### Environmental

Temperature:	-55~+85°C
--------------	-----------

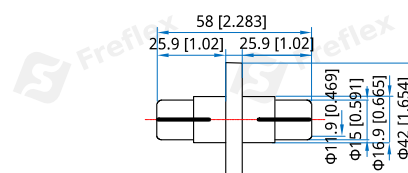
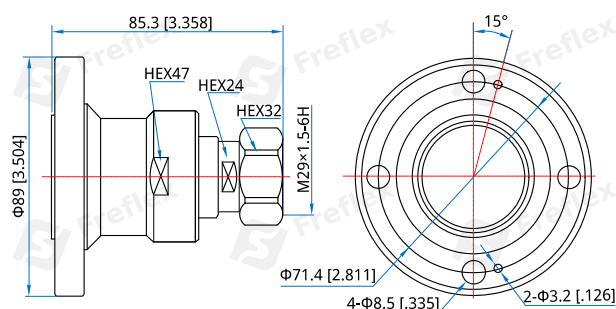
### How To Order

**FAA17-M** - 1-5/8" to 7/16 DIN (m), Outline A

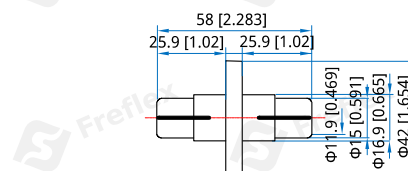
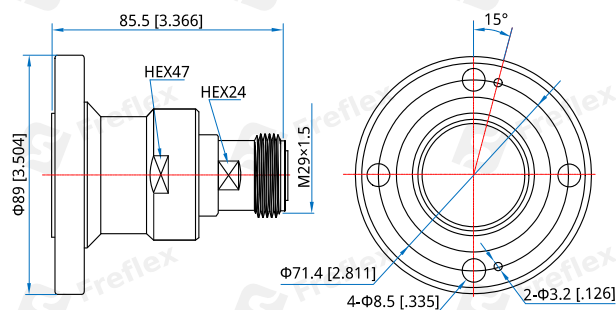
**FAA17-F** - 1-5/8" to 7/16 DIN (f), Outline B

Customization is available upon request.

### Outline Drawings



Outline A



Outline B

Unit: mm [in]

Tolerance: ±0.2mm [±0.008in]