

FELC-2-1


2.4mm, DC~50GHz

Features:

- * Low VSWR
- * No welding
- * Reusable
- * Easy installation

Applications:

- * Laboratory Test



Electrical

Frequency:	DC~50GHz
VSWR:	1.3 max.
Impedance:	50Ω

Mechanical

RF Connector:	2.4mm
Outer Conductor:	Passivated stainless steel
Dielectric:	PEI & PTFE
Inner Conductor:	Gold plated beryllium copper

Environmental

Temperature:	-55~+165°C
--------------	------------

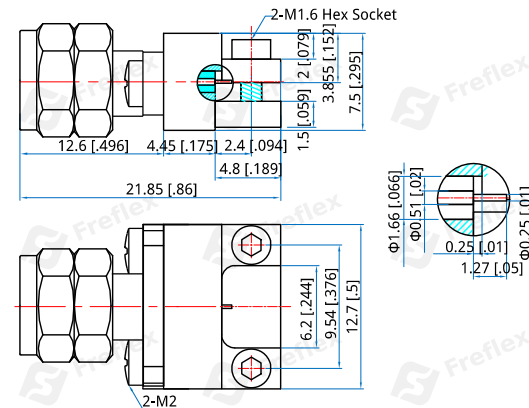
How To Order

FELC-2-1 - Outline A

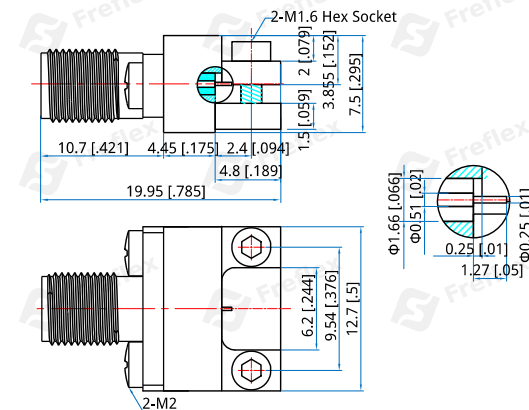
FELC-2F-1 - Outline B

Customization is available upon request.

Outline Drawings

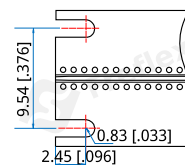


Outline A



Outline B

PCB Layout



Unit: mm [in]

Tolerance: ±0.2mm [±0.008in]